




INDUSTRIAL GENERATORS BY:
NEXT GENERATION POWER ENGINEERING, INC.



Unit Shown On Optional Channel

NEXT Generations line of Industrial Radiator Cooled Gen-Sets are some of the most rugged, fuel efficient and quiet machines on the market today. Starting with a simple cost effective base unit with many options available, gen-sets can be custom tailored to fit any application from stand-by or contractor sets to deluxe mobile rental units. Some of the standard features this line includes are:

- Kubota 4 Cycle Water Cooled Engine (Yanmar and Isuzu Optional)
- 1,800 RPM Operation for Long Life and Quiet Performance
- Channel Subframe Base or 4 Point Isolation Mounts
- Single Bearing Generator
- Brushless Rotating Field Exciter
- Generator Mounted Solid State Electronic Voltage Regulator
- Each Unit Machine Shop Tested Under Load to Guarantee Full Performance
- One Year Factory Warranty on Total Assembly
- Three Year Factory Warranty on Kubota Engine

The Superior Choice

Standard Equipment

- 12 volt electric starter
- 12 volt battery charging alternator
- Automatic engine shutdown for low oil pressure/high coolant temperature
- Fuel filter
- Fuel transfer pump
- Dry air cleaner
- Heavy duty steel frame or 4 point isolation mounts
- High ambient radiator cooling
- Single bearing generator
- Brushless exciter
- Unit mounted solid state voltage regulator
- Muffler
- Keyswitch starting
- Hourmeter
- "Easy Drain" oil change system

Optional Equipment

- Block heater
- Circuit breaker
- Full engine instrument panel
- Generator instrument panel
(Includes: Voltage Meter, Ammeter, & Frequency Meter)
- Three phase power (changes generator size)
- Sheet metal enclosure
- Automatic start/stop controller
- Automatic transfer switch
- Battery & cables
- Fuel tank
- On or Off-Road trailers
- Remote Radiators
- Low Mount Radiators



Specifications

Call for dimensions on low profile R.V. or Mobile Sets

Model #	# of Cyl.	Power Kw	Engine Model	Length	Width	Height	Weight (lbs.)
RCI 3-5.0	3	5.0	D-722	38"	20"	28"	475 lbs.
RCI 3-7.0	3	7.0	D-905-BG	40"	20"	28"	510 lbs.
RCI 3-8.5	3	8.5	D-1005-BG	40"	20"	29"	510 lbs.
RCI 3-9.5	3	9.5	D-1105-BG	40"	20"	29"	550 lbs.
RCI 4-10.5	4	10.5	V-1305-BG	43"	20"	29"	630 lbs.
RCI 4-12.5	4	12.5	V-1505-BG	43"	20"	29"	630 lbs.
RCI 4-16.0	4	16.0	V-1903-BG	48"	25"	34"	820 lbs.
RCI 4-21.0	4	21.0	V-2203-BG	50"	25"	34"	875 lbs.
RCI 4-25.0	4	25.0	V-2003-BT	53"	25"	34"	950 lbs.
RCI 5-27.0	5	27.0	F-2803-BG	58"	25"	34"	1025 lbs.
RCI 4-30.0	4	30.0	V-3300-N	64"	28"	44"	1800 lbs.
RCI 4-40.0	4	40.0	V-3300-T	64"	28"	44"	1950 lbs.

*Some dimensions can be changed slightly to fit special applications, please call for details.

*Specifications subject to change without notice.



INDUSTRIAL GENERATORS BY:
NEXT GENERATION POWER ENGINEERING, INC.

1732 St. Johns Bluff Road
Jacksonville, FL 32246

1-888-463-9879

Phone (904) 642-8555 / Fax (904) 642-8175
www.nextgenerationpower.com